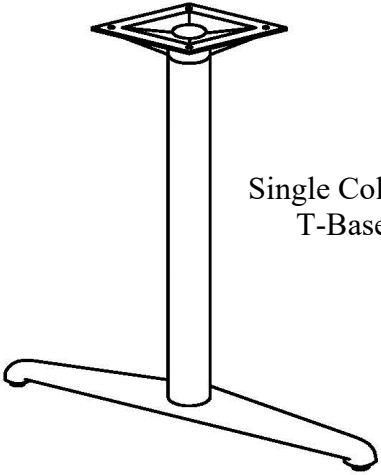
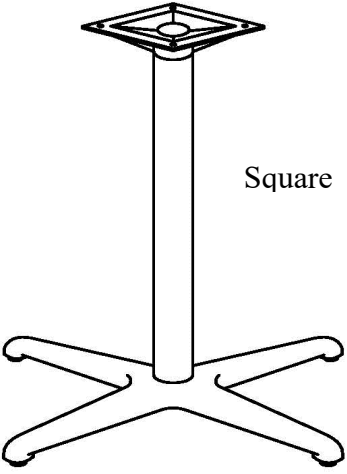
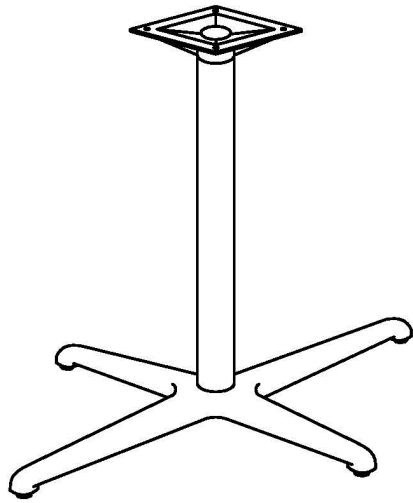


SPECIFICATIONS FOR SB-500 BASE

FCM-SB500 SERIES PEDESTAL BASE						
 <p>Single Column T-Base</p>  <p>Square</p>	PEDESTAL SIZE	Maximum Top Size	Wrinkle Black	Matte Black Silver or White	Satin Chrome	Polish Chrome
	FCM-SB500 5" x 22"H 5" W x 22" Long-Single T	36" x 96"	76	137	199	145
	FCM-SB500-EB18 7" W x 18" Long-Single T	24" x 96"	55	147	209	282
	FCM-SB500-EB22 7" W x 22" Long-Single T	36" x 96"	87	157	225	285
	Less than 3 T-Bases add \$35.00 to above pricing. Top sizes above require a minimum of two bases, unless your top is bolted to a wall on one end.					
	FCM-SB500-SQ22x28H 22" x 22" x 28" High	30" x 30"	120	207	388	310
	FCM-SB500-SQ30x28H 30" x 30" x 28" High	36" x 36"	130	215	393	324
	FCM-SB500-SQ33x28H 33" x 33" x 28" High	54" Round	150	225	410	342
	FCM-SB500-SQ36x28H 36" x 36" x 28" High	54" x 54"	170	258	425	345
	FCM-SB500-SQ40x28H 40" x 40" x 28" High	60" round	180	280	450	450
	All top sizes are based on typical height of 28". When going up in height, you need to go up in base size as well.					



Rectangular Cross

RECTANGULAR CROSS - PRICING BELOW.

Pedestal Size	Maximum Top Width	Wrinkle Black	Matte Black Silver or White	Satin Chrome	Polish Chrome
FCM-SB500-RCT2230x28H 22" x 30" x 28" High	36" x 42"	95	120	384	329
FCM-SB500-RCT2430x28H 24" x 30" x 28" High	36" x 48"	102	125	394	340

**All top sizes are based on typical height of 28".
When going up in height, you need to go up in base size as well.**



Our SB500 is perfect for office cafeterias, restaurants, bars and any place else you are looking for a sturdy, but lightweight base at a budget price.

Fantasy Creations in Metal Inc.

Ph-951.280.0438 Fax~951.280.0458 Metalsdiva@FCMetals.com www.FCMetals.com

FCM-SB-500 PEDESTAL BASE SPECIFICATIONS: STANDARD HEIGHT IS 28"

****ALL TOP SIZES ARE BASED ON TYPICAL HEIGHT OF 28"
WHEN INCREASING HEIGHT OVER 36" YOU MUST GO UP ONE BASE SIZE.**

**** All T-Bases are priced individually.**

**** Add-On for special height (in any powder coat) shorter or taller up to 42" \$25.00**

**** Add-On for special height (plated) shorter \$30.00. Taller up to 42" \$40.00**

****Please specify finish when placing order: Wrinkle Black (WB) Matte Black (MB) Silver (SV) White (WT)
Satin Chrome (SC). Polished Chrome (PC)**

****Add-On for Access hole (AH) in Column \$40.00 per hole. Standard hole diameter is 2" on 3" column. Can be modified at your request.**

****Add-On for Dual Wheel Casters T-Base \$50.00. 4 Way Base \$100.00. Please specify (DWC).**

****Add-On for Flip Top Mechanism \$175.00**

****Automatic Discount 10 each = 5%. 20 each = 10%. **Additional quantity discounts and finishes are available.
Updated 10/4/19**

**SPECIAL NOTE: THIS IS A CAST IRON BASE
AND THERE MAY BE POROSITY IN SURFACE EVEN AFTER FINISHING.**

Fantasy Creations in Metal Inc.

Ph-951.280.0438 Fax~951.280.0458 Metalsdiva@FCMetals.com www.FCMetals.com

